

COMPREHENSIVE SERVICES

We offer competitive repair and calibration services, as well as easily accessible documentation and free downloadable resources.

SELL YOUR SURPLUS

We buy new, used, decommissioned, and surplus parts from every NI series. We work out the best solution to suit your individual needs.

 Sell For Cash  Get Credit  Receive a Trade-In Deal

OBSOLETE NI HARDWARE IN STOCK & READY TO SHIP

We stock **New**, **New Surplus**, **Refurbished**, and **Reconditioned** NI Hardware.



Bridging the gap between the manufacturer and your legacy test system.

 1-800-915-6216

 www.apexwaves.com

 sales@apexwaves.com

All trademarks, brands, and brand names are the property of their respective owners.

Request a Quote

 **CLICK HERE**

NI-9949

USER GUIDE

NI 9949 RJ-50 to Screw-Terminal Accessory

This user guide describes the features of the National Instruments 9949 RJ-50 to Screw-Terminal Accessory. You can use the NI 9949 to provide screw-terminal access to devices that use RJ-50 cables, such as the NI 9237 with RJ-50 and the SCXI-1314T.

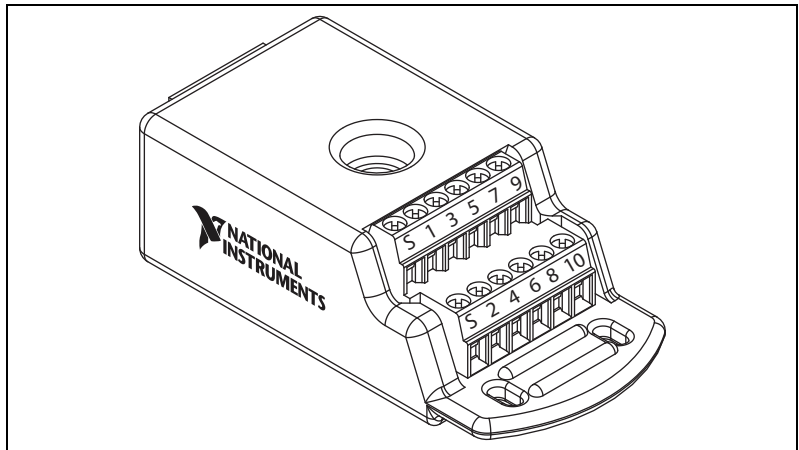


Figure 1. NI 9949 RJ-50 to Screw-Terminal Accessory

What You Need to Get Started

To use the NI 9949, you need the following:

- Plastic tie strap for strain relief wrapped around the two front holes, as shown in Figure 3.
- M4x20 screw, or other hardware that fits in the 8.9 mm (0.35 in.) outer clearance hole and 4.6 mm (0.18 in.) inner clearance hole, as shown in Figure 3.

NI 9949 Dimensions

The NI 9949 has outer dimensions of 65.6 × 21.3 × 31.5 mm (2.58 × 0.84 × 1.24 in.), as shown in Figures 2 and 3.

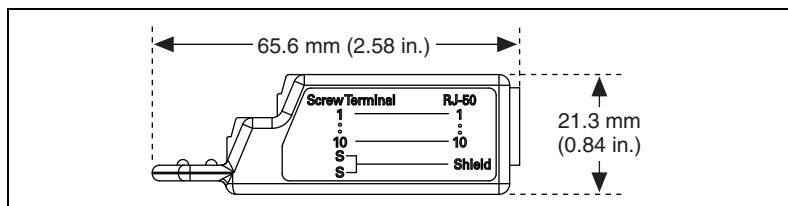


Figure 2. NI 9949 Dimensions

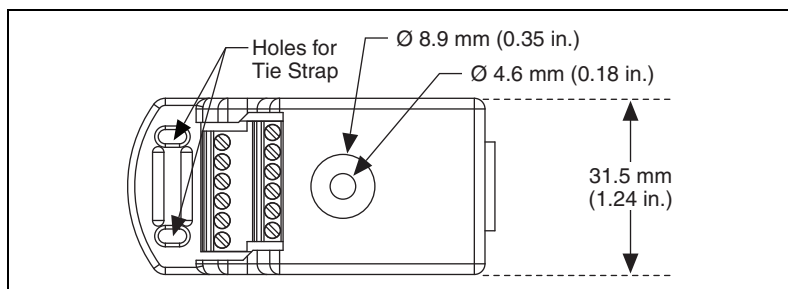


Figure 3. NI 9949 Dimensions and Hole Clearance

Connecting the NI 9949

Use an RJ-50 cable to connect the NI 9949 to devices with RJ-50 receptacles, such as the NI 9237 with RJ-50 and the SCXI-1314T. The NI 9949 routes each pin of the RJ-50 receptacle to the corresponding screw terminal, where 1–10 represent the pin and terminal numbers and S represents the shield of the RJ-50 connector. For example, if you connect the NI 9949 to the NI 9237, pin 1 of the NI 9237 RJ-50 receptacle connects to terminal 1 of the NI 9949 screw-terminal connector. Refer to Figure 4 for a diagram of the RJ-50 and screw-terminal connectors on the NI 9949. Refer to the device manual for information about device pin assignments.



Note National Instruments does not recommend using an RJ-45 cable with the NI 9949 because it can physically damage pins 1 and 10 on the device, and thus permanently disable shunt calibration no matter what connector you use.



Note You must use 2-wire ferrules to create a secure connection when connecting more than one wire to a single terminal on the NI 9949.

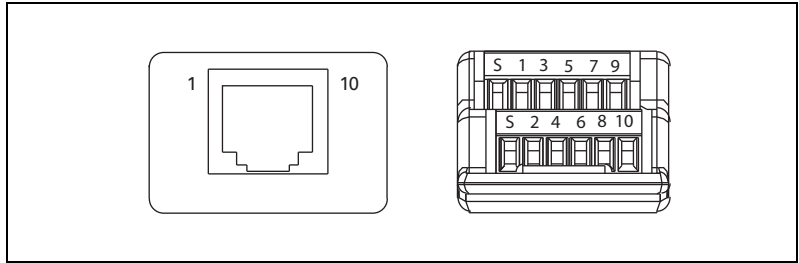


Figure 4. RJ-50 and Screw-Terminal Connectors on the NI 9949

Specifications

Weight..... 43 g (1.5 oz)

Operating temperature..... -40 to 70 °C

Where to Go for Support

The National Instruments Web site is your complete resource for technical support. At ni.com/support you have access to everything from troubleshooting and application development self-help resources to email and phone assistance from NI Application Engineers.

National Instruments corporate headquarters is located at 11500 North Mopac Expressway, Austin, Texas, 78759-3504. National Instruments also has offices located around the world to help address your support needs. For telephone support in the United States, create your service request at ni.com/support and follow the calling instructions or dial 512 795 8248. For telephone support outside the United States, contact your local branch office:

Australia 1800 300 800, Austria 43 662 457990-0,
Belgium 32 (0) 2 757 0020, Brazil 55 11 3262 3599,
Canada 800 433 3488, China 86 21 5050 9800,
Czech Republic 420 224 235 774, Denmark 45 45 76 26 00,
Finland 358 (0) 9 725 72511, France 01 57 66 24 24,
Germany 49 89 7413130, India 91 80 41190000, Israel 972 3 6393737,
Italy 39 02 41309277, Japan 0120-527196, Korea 82 02 3451 3400,
Lebanon 961 (0) 1 33 28 28, Malaysia 1800 887710,
Mexico 01 800 010 0793, Netherlands 31 (0) 348 433 466,
New Zealand 0800 553 322, Norway 47 (0) 66 90 76 60,
Poland 48 22 328 90 10, Portugal 351 210 311 210,
Russia 7 495 783 6851, Singapore 1800 226 5886,
Slovenia 386 3 425 42 00, South Africa 27 0 11 805 8197,
Spain 34 91 640 0085, Sweden 46 (0) 8 587 895 00,
Switzerland 41 56 2005151, Taiwan 886 02 2377 2222,
Thailand 662 278 6777, Turkey 90 212 279 3031,
United Kingdom 44 (0) 1635 523545

National Instruments, NI, ni.com, and LabVIEW are trademarks of National Instruments Corporation. Refer to the *Terms of Use* section on ni.com/legal for more information about National Instruments trademarks. Other product and company names mentioned herein are trademarks or trade names of their respective companies. For patents covering National Instruments products/technology, refer to the appropriate location: **Help»Patents** in your software, the `patents.txt` file on your media, or the *National Instruments Patent Notice* at ni.com/patents.