

COMPREHENSIVE SERVICES

We offer competitive repair and calibration services, as well as easily accessible documentation and free downloadable resources.

SELL YOUR SURPLUS

We buy new, used, decommissioned, and surplus parts from every NI series. We work out the best solution to suit your individual needs.

 Sell For Cash  Get Credit  Receive a Trade-In Deal

OBSOLETE NI HARDWARE IN STOCK & READY TO SHIP

We stock **New**, **New Surplus**, **Refurbished**, and **Reconditioned** NI Hardware.



Bridging the gap between the manufacturer and your legacy test system.

 1-800-915-6216

 www.apexwaves.com

 sales@apexwaves.com

All trademarks, brands, and brand names are the property of their respective owners.

Request a Quote

 **CLICK HERE**

PCI-6011E

NOTE TO USERS

NI 60xx/60xxE Pinout Labels for the SCB-68

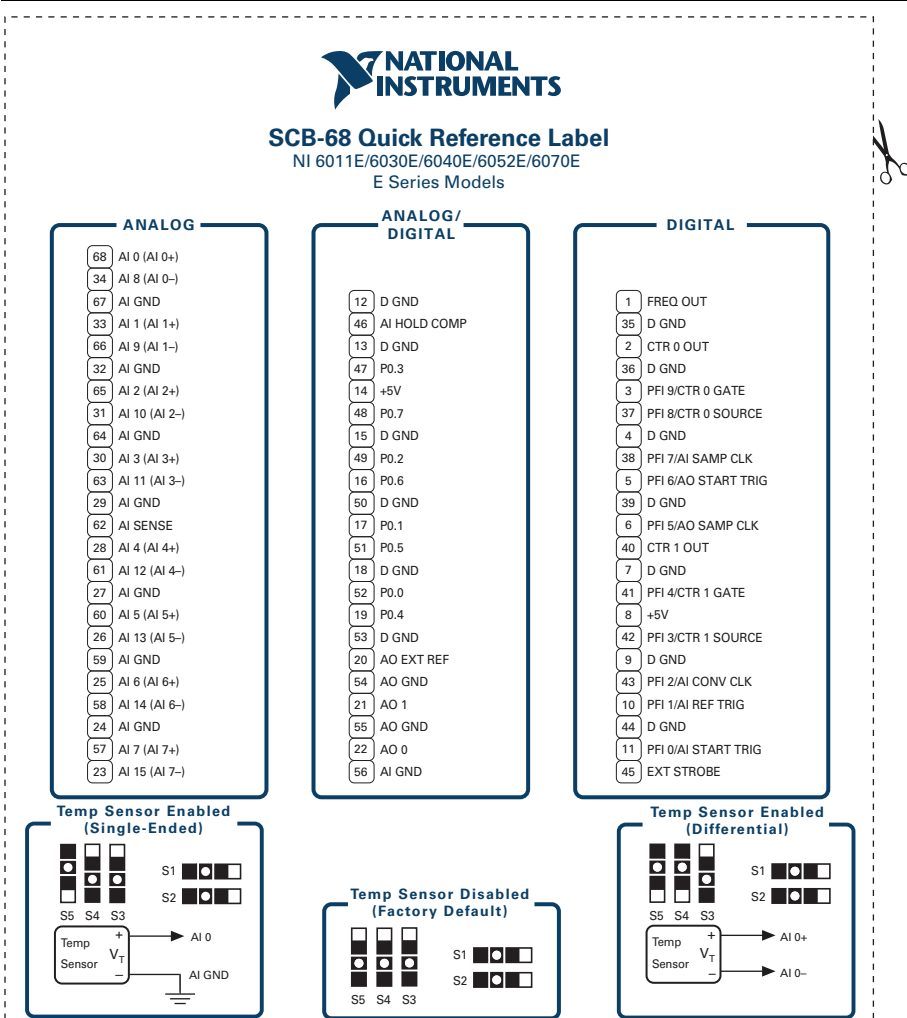
Multifunction I/O B Series and E Series Modules/Devices Using the 68-Pin Shielded Connector Block

If you are using an NI 60xx/60xxE (formerly referred to as B Series and E Series) multifunction I/O device or module with the SCB-68, you can print and attach a connector-specific pinout label to the cover of the connector block for easy connection reference. This document provides labels for the following models:

- NI 6011E
- NI 6013
- NI 6014
- NI 6020E
- NI 6023E
- NI 6024E
- NI 6030E
- NI 6032E
- NI 6034E
- NI 6035E
- NI 6036E
- NI 6040E
- NI 6052E
- NI 6070E
- PCI-MIO-16E-1 (PCI-6070E)
- PCI-MIO-16E-4 (PCI-6040E)
- PCI-MIO-16XE-10 (PCI-6030E)
- PCI-MIO-16XE-50 (PCI-6011E)

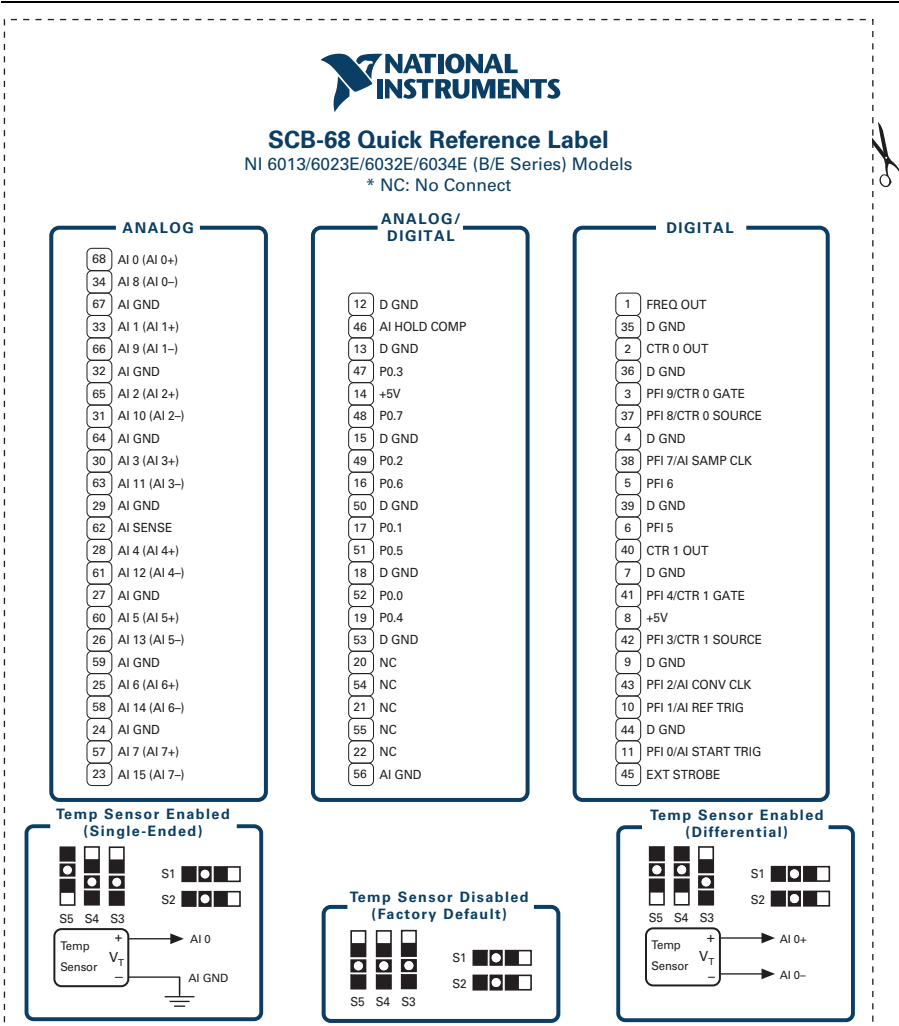
Use the following label if you are connecting the SCB-68 to the NI 6011E, NI 6030E, NI 6040E, NI 6052E, NI 6070E, PCI-MIO-16XE-50 (PCI-6011E), PCI-MIO-16XE-10 (PCI-6030E), PCI-MIO-16E-4 (PCI-6040E), and PCI-MIO-16E-1 (PCI-6070E) models.

Figure 1. NI 6011E/6030E/6040E/6052E/6070E



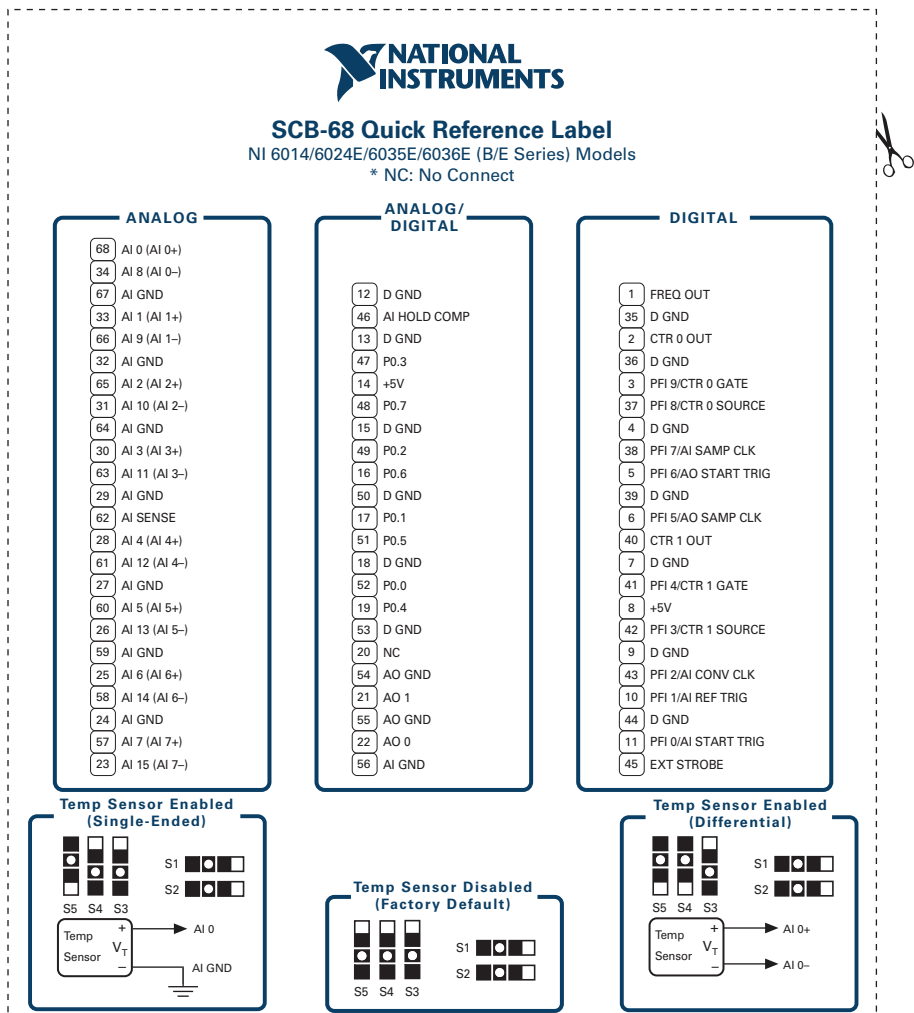
Use the following label if you are connecting the SCB-68 to the NI 6013, NI 6023E, NI 6032E, and NI 6034E models.

Figure 2. NI 6013/6023E/6032E/6034E



Use the following label if you are connecting the SCB-68 to the NI 6014, NI 6024E, NI 6035E, and NI 6036E models.

Figure 3. NI 6014/6024E/6035E/6036E



Refer to the *NI Trademarks and Logo Guidelines* at ni.com/trademarks for more information on NI trademarks. Other product and company names mentioned herein are trademarks or trade names of their respective companies. For patents covering NI products/technology, refer to the appropriate location: **Help»Patents** in your software, the `patents.txt` file on your media, or the *National Instruments Patents Notice* at ni.com/patents. You can find information about end-user license agreements (EULAs) and third-party legal notices in the readme file for your NI product. Refer to the *Export Compliance Information* at ni.com/legal/export-compliance for the NI global trade compliance policy and how to obtain relevant HTS codes, ECCNs, and other import/export data. NI MAKES NO EXPRESS OR IMPLIED WARRANTIES AS TO THE ACCURACY OF THE INFORMATION CONTAINED HEREIN AND SHALL NOT BE LIABLE FOR ANY ERRORS. U.S. Government Customers: The data contained in this manual was developed at private expense and is subject to the applicable limited rights and restricted data rights as set forth in FAR 52.227-14, DFAR 252.227-7014, and DFAR 252.227-7015.

© 2018 National Instruments. All rights reserved.