

## COMPREHENSIVE SERVICES

We offer competitive repair and calibration services, as well as easily accessible documentation and free downloadable resources.

## SELL YOUR SURPLUS

We buy new, used, decommissioned, and surplus parts from every NI series. We work out the best solution to suit your individual needs.

 Sell For Cash    Get Credit    Receive a Trade-In Deal

## OBSOLETE NI HARDWARE IN STOCK & READY TO SHIP

We stock **New**, **New Surplus**, **Refurbished**, and **Reconditioned** NI Hardware.



*Bridging the gap between the manufacturer and your legacy test system.*

 1-800-915-6216

 [www.apexwaves.com](http://www.apexwaves.com)

 [sales@apexwaves.com](mailto:sales@apexwaves.com)

*All trademarks, brands, and brand names are the property of their respective owners.*

**Request a Quote**

 **CLICK HERE**

**PXI-6123**

## NOTE TO USERS

# NI 61xx Pinout Labels for the SCB-68

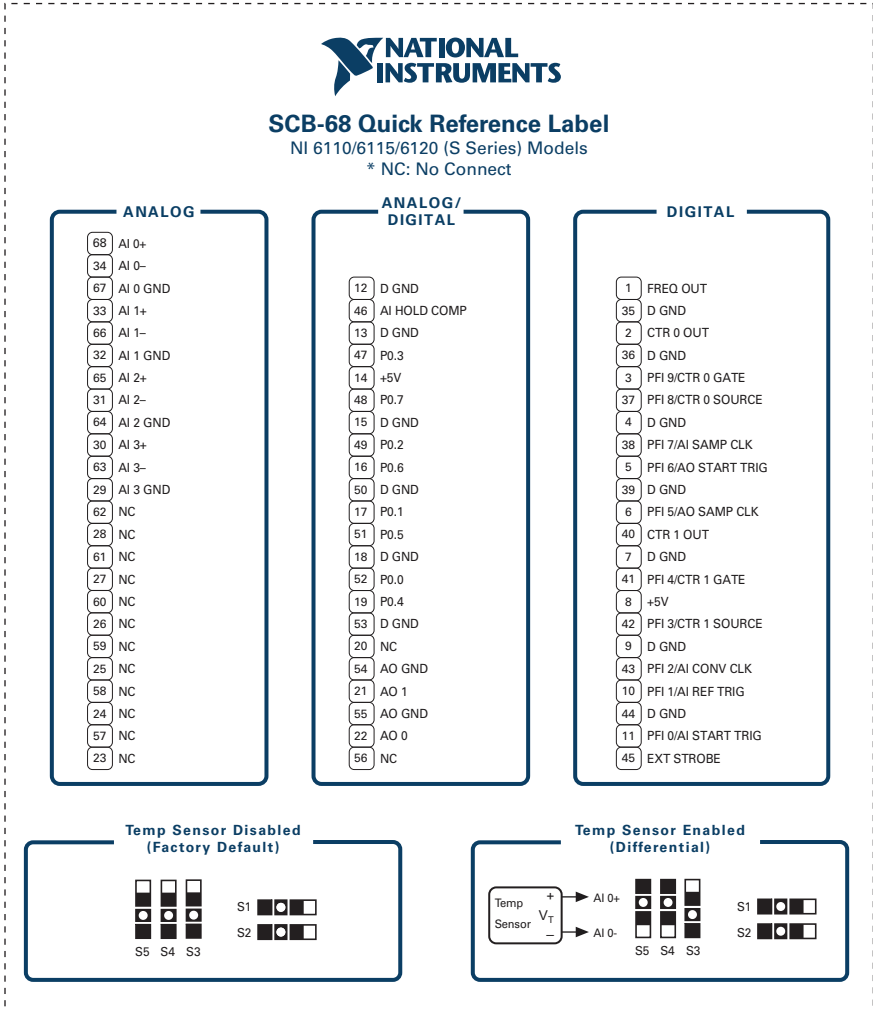
## Multifunction I/O S Series Modules/Devices Using the 68-Pin Shielded Connector Block

If you are using an NI 61xx (formerly referred to as S Series) multifunction I/O device or module with the SCB-68, you can print and attach a connector-specific pinout label to the cover of the connector block for easy connection reference. This document provides labels for the following models:

- NI 6110
- NI 6111
- NI 6115
- NI 6120
- NI 6122
- NI 6123
- NI 6124
- NI 6132
- NI 6133
- NI 6143

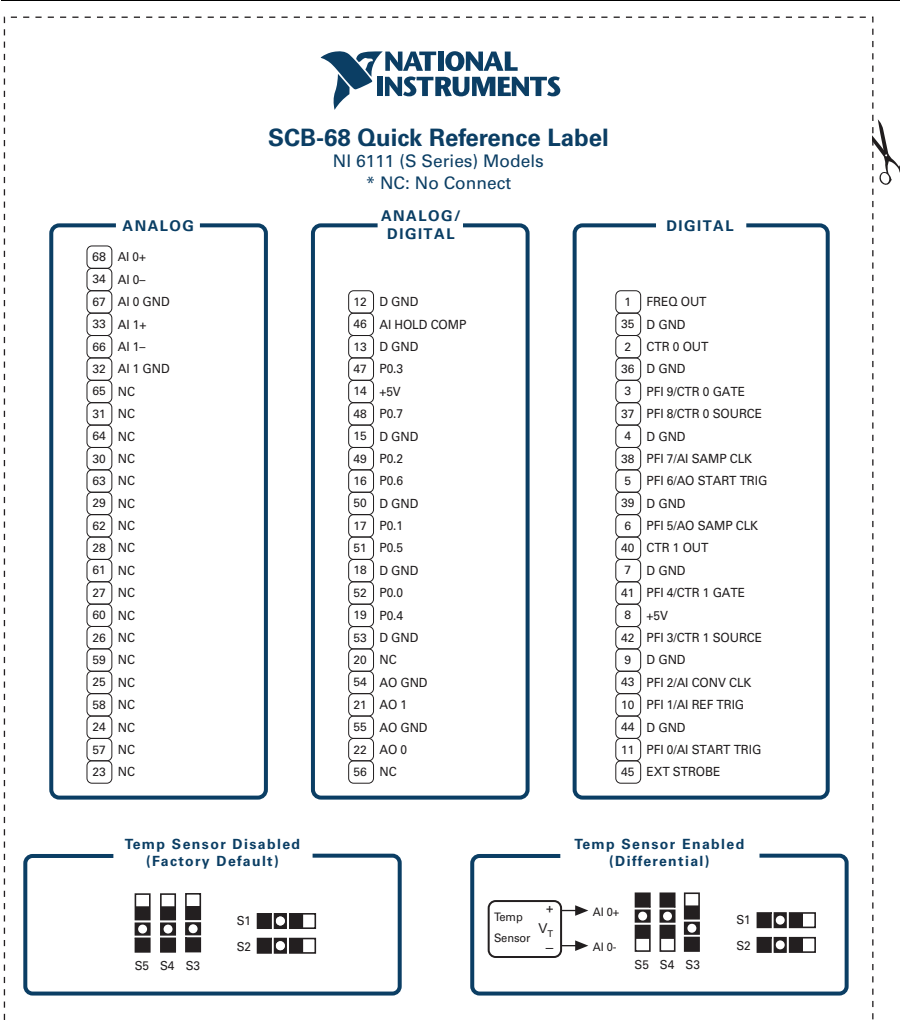
Use the following label if you are connecting the SCB-68 to the NI 6110, NI 6115, and NI 6120 models.

**Figure 1. NI 6110/6115/6120**



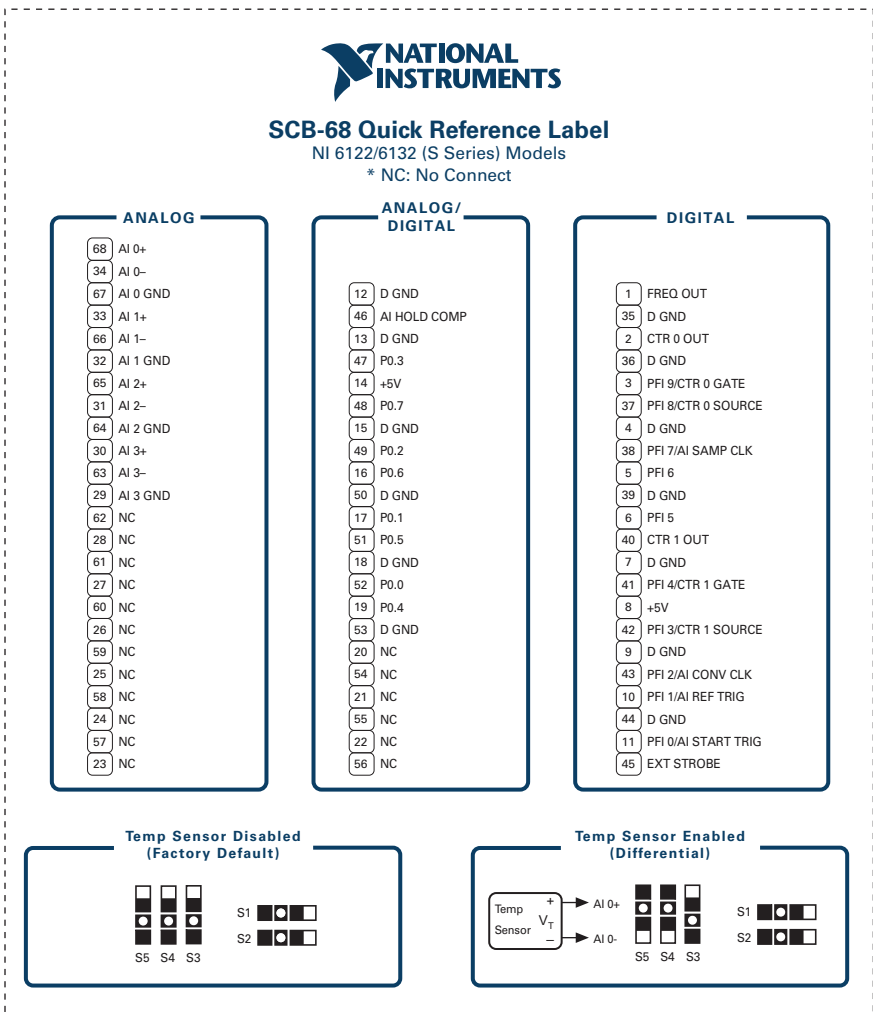
Use the following label if you are connecting the SCB-68 to the NI 6111 model.

**Figure 2.** NI 6111



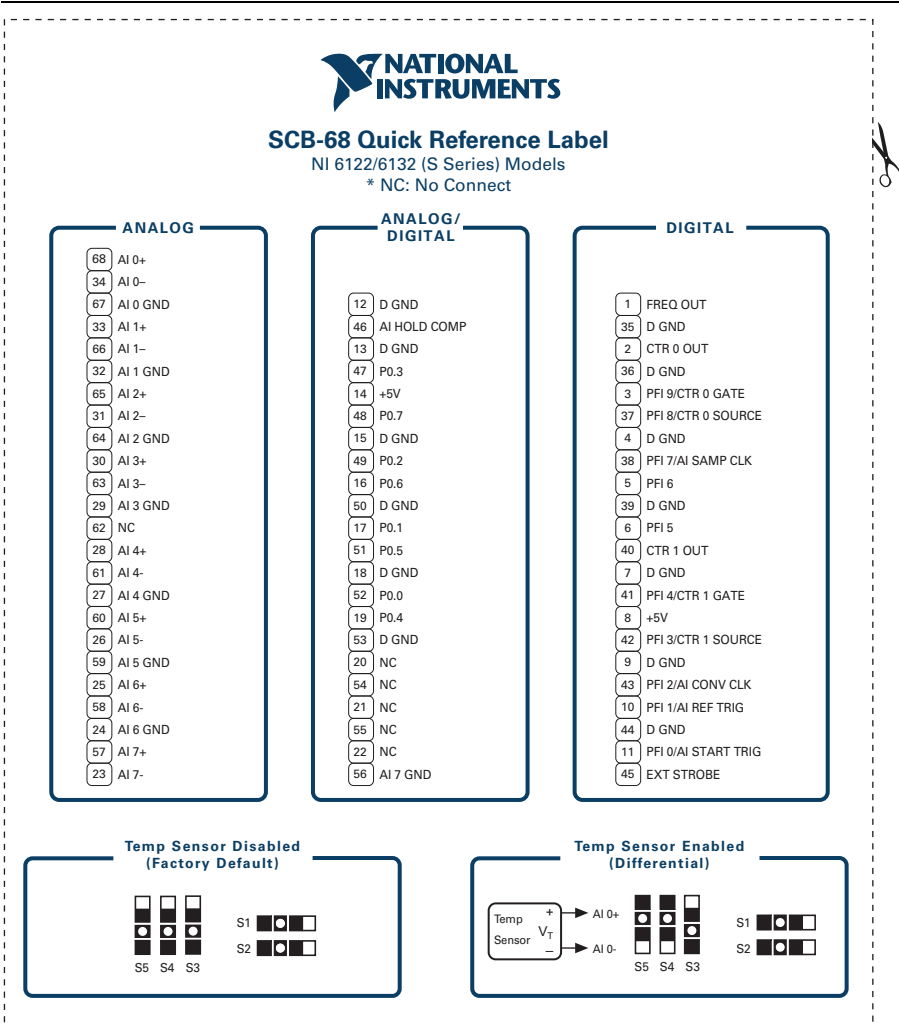
Use the following label if you are connecting the SCB-68 to the NI 6122 and NI 6132 models.

**Figure 3. NI 6122/6132**



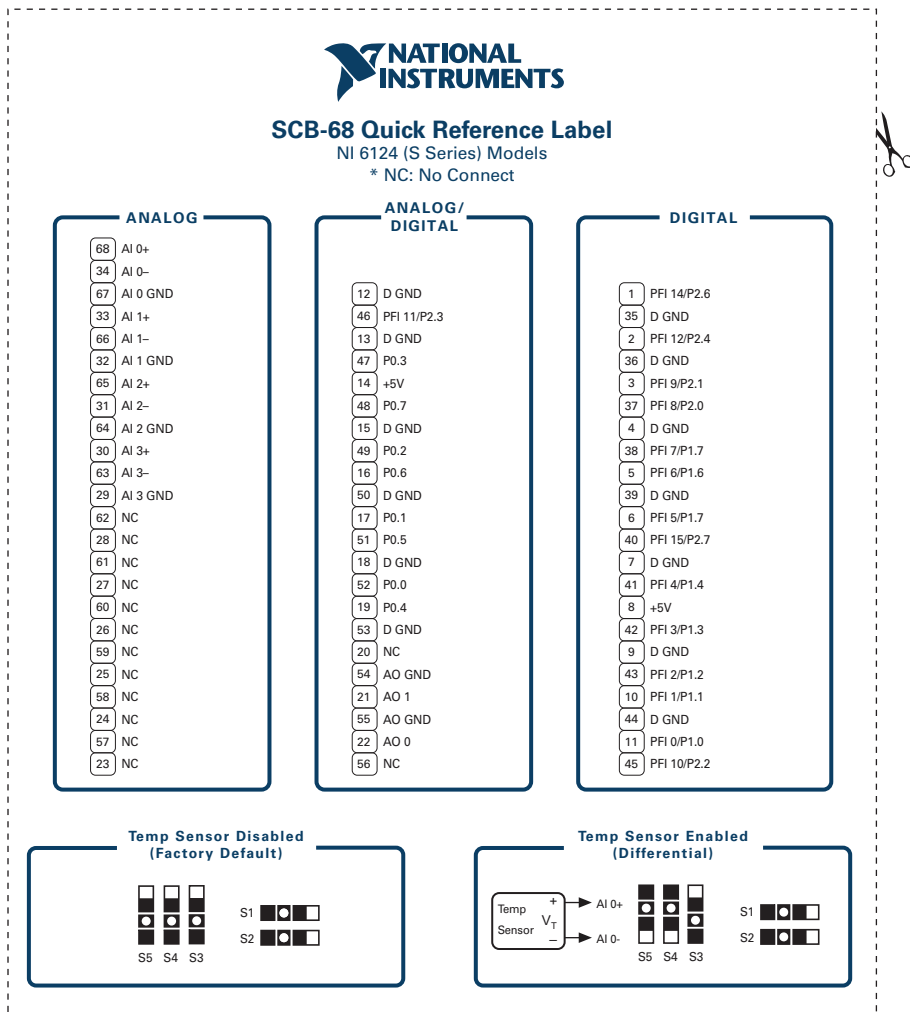
Use the following label if you are connecting the SCB-68 to the NI 6123, NI 6133, and NI 6143 models.

**Figure 4. NI 6123/6133/6143**



Use the following label if you are connecting the SCB-68 to the NI 6124 model.

Figure 5. NI 6124



Refer to the *NI Trademarks and Logo Guidelines* at [ni.com/trademarks](http://ni.com/trademarks) for more information on NI trademarks. Other product and company names mentioned herein are trademarks or trade names of their respective companies. For patents covering NI products/technology, refer to the appropriate location: **Help»Patents** in your software, the `patents.txt` file on your media, or the *National Instruments Patents Notice* at [ni.com/patents](http://ni.com/patents). You can find information about end-user license agreements (EULAs) and third-party legal notices in the `readme` file for your NI product. Refer to the *Export Compliance Information* at [ni.com/legal/export-compliance](http://ni.com/legal/export-compliance) for the NI global trade compliance policy and how to obtain relevant HTS codes, ECCNs, and other import/export data. NI MAKES NO EXPRESS OR IMPLIED WARRANTIES AS TO THE ACCURACY OF THE INFORMATION CONTAINED HEREIN AND SHALL NOT BE LIABLE FOR ANY ERRORS. U.S. Government Customers: The data contained in this manual was developed at private expense and is subject to the applicable limited rights and restricted data rights as set forth in FAR 52.227-14, DFAR 252.227-7014, and DFAR 252.227-7015.

© 2018 National Instruments. All rights reserved.