

## COMPREHENSIVE SERVICES

We offer competitive repair and calibration services, as well as easily accessible documentation and free downloadable resources.

## SELL YOUR SURPLUS

We buy new, used, decommissioned, and surplus parts from every NI series. We work out the best solution to suit your individual needs.

 Sell For Cash  Get Credit  Receive a Trade-In Deal

## OBSOLETE NI HARDWARE IN STOCK & READY TO SHIP

We stock **New, New Surplus, Refurbished, and Reconditioned** NI Hardware.



*Bridging the gap between the manufacturer and your legacy test system.*

 1-800-915-6216

 [www.apexwaves.com](http://www.apexwaves.com)

 [sales@apexwaves.com](mailto:sales@apexwaves.com)

*All trademarks, brands, and brand names are the property of their respective owners.*

**Request a Quote**

 **CLICK HERE**

**PXI-6509**

## NOTE TO USERS

# NI 65xx Pinout Labels for the SCB-100

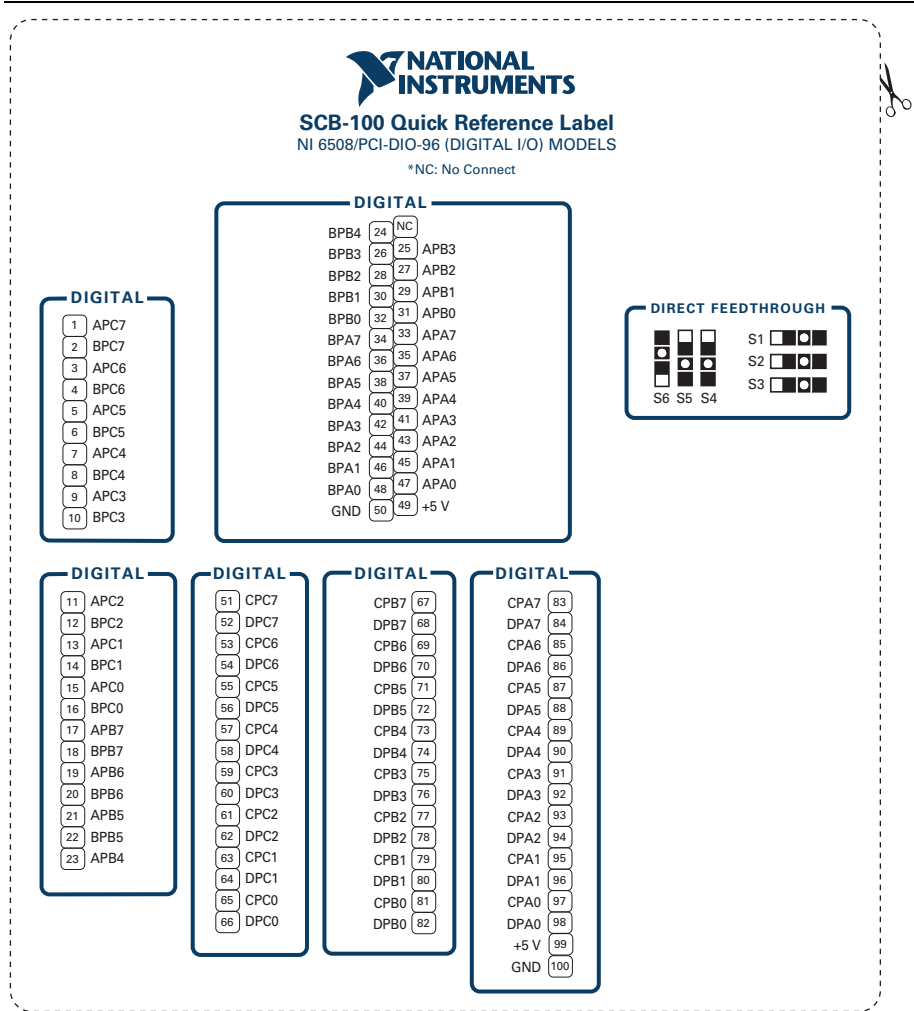
## Digital I/O Modules/Devices Using the 100-Pin Shielded Connector Block

If you are using an NI 65xx (formerly referred to as DIO Series) digital I/O device or module with the SCB-100, you can print and attach a connector-specific pinout label to the cover of the connector block for easy connection reference. This document provides labels for the following models:

- NI 6508
- NI 6509
- NI 6511
- NI 6512
- NI 6513
- NI 6514
- NI 6515
- NI 6528
- NI 6529
- PCI-DIO-96

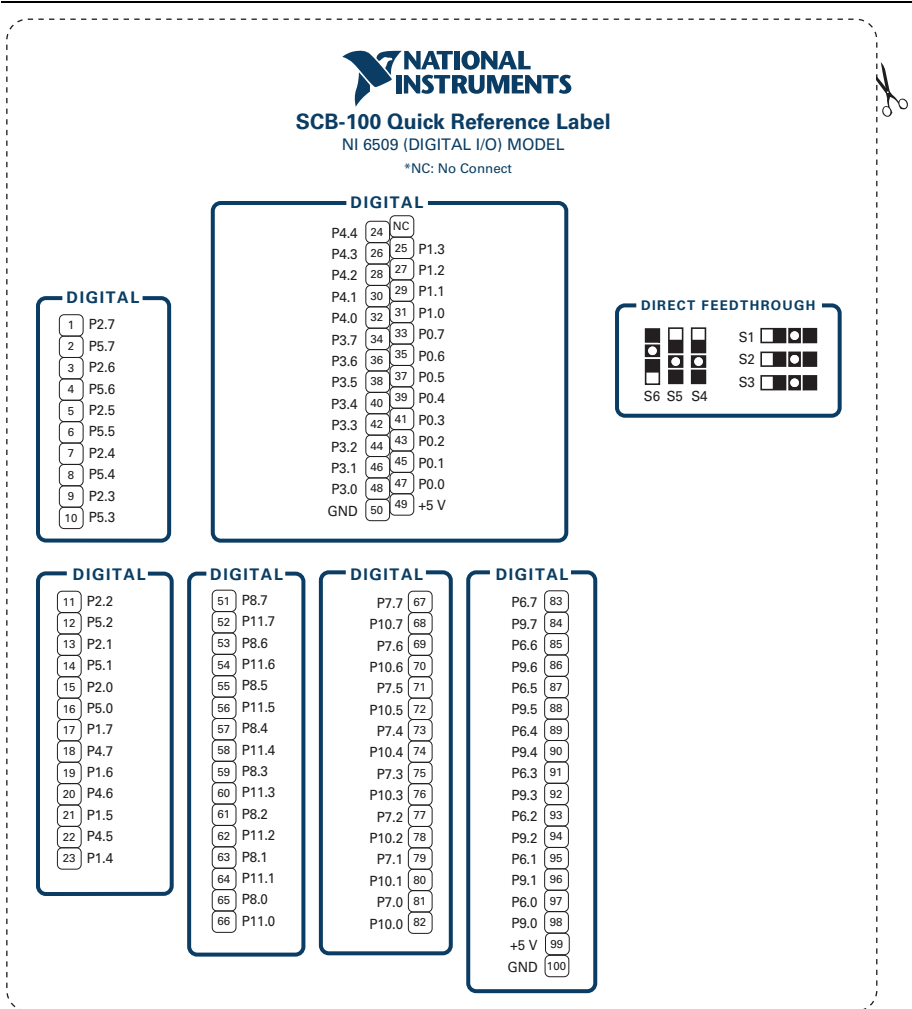
Use the following label if you are connecting the SCB-100 to the NI 6508 and PCI-DIO-96 models.

**Figure 1. NI 6508/PCI-DIO-96**



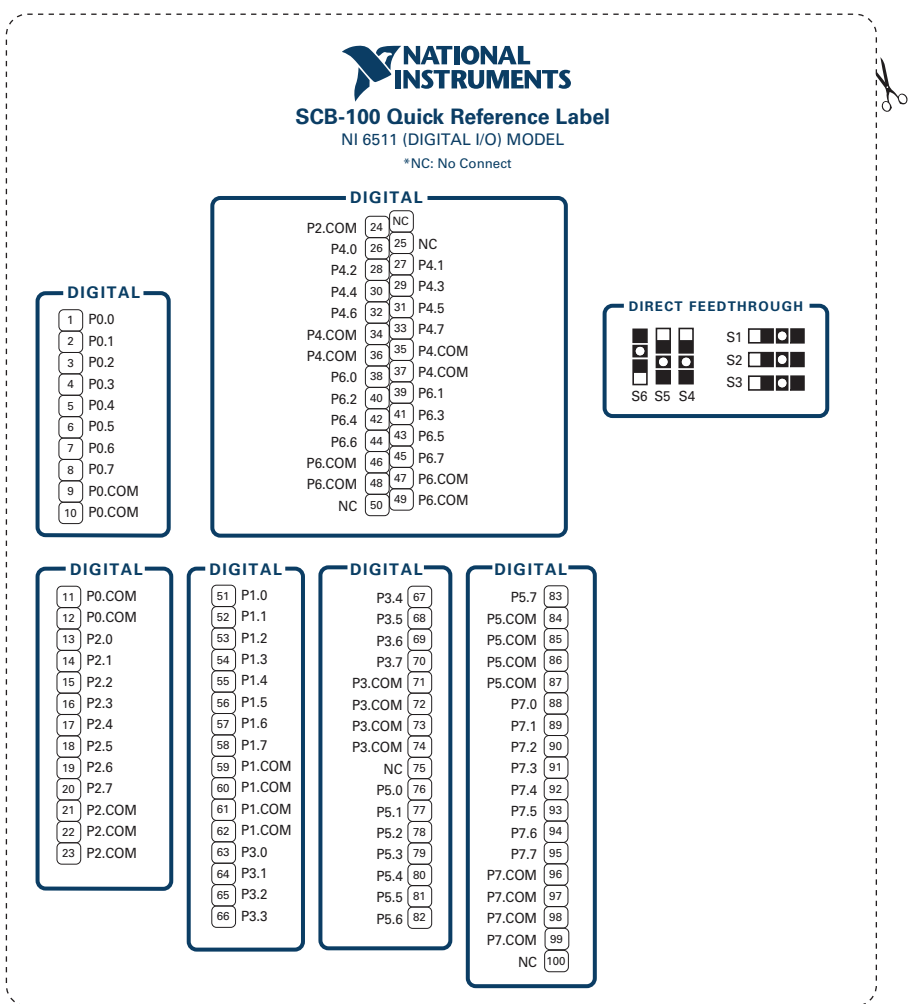
Use the following label if you are connecting the SCB-100 to the NI 6509 models.

**Figure 2.** NI 6509



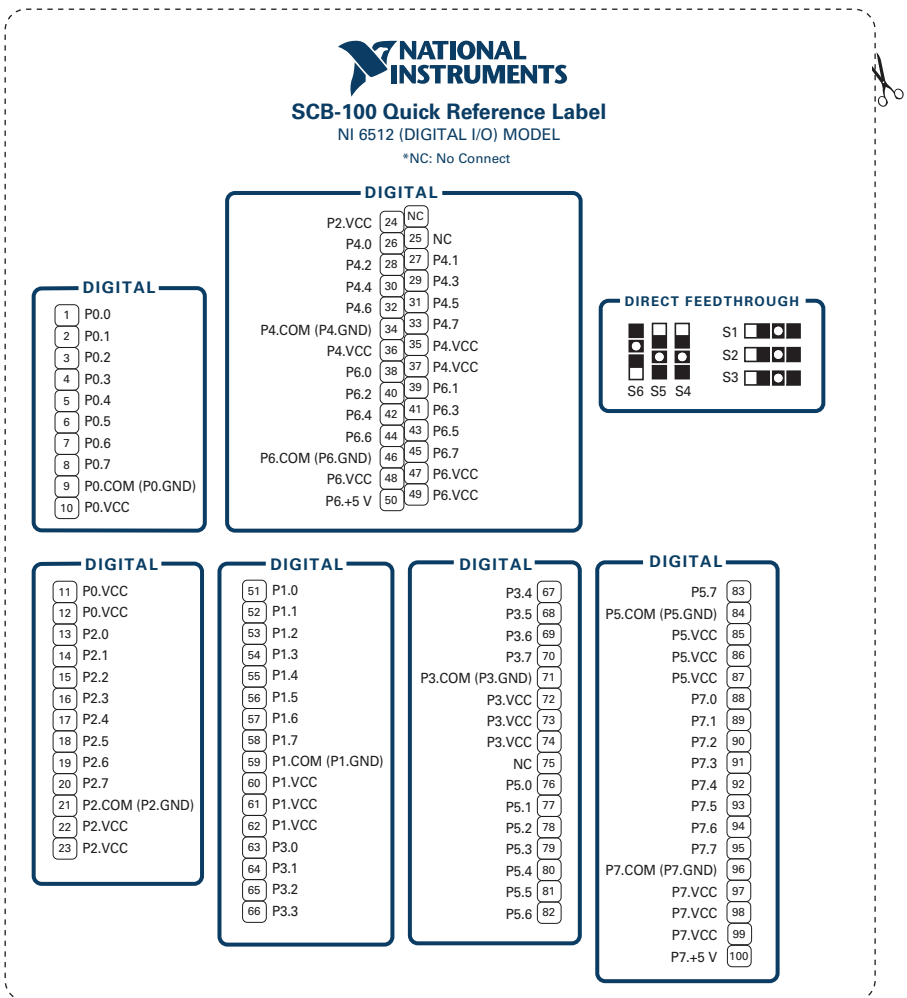
Use the following label if you are connecting the SCB-100 to the NI 6511 models.

**Figure 3. NI 6511**



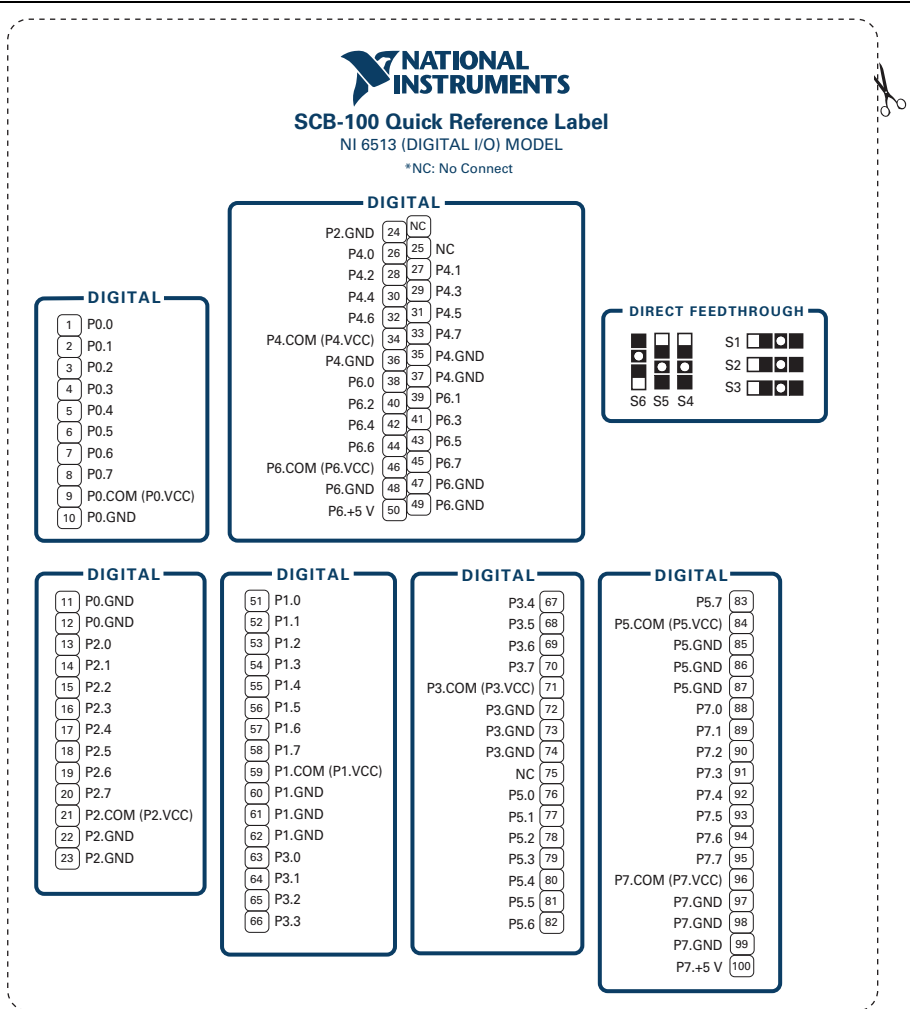
Use the following label if you are connecting the SCB-100 to the NI 6512 models.

**Figure 4.** NI 6512



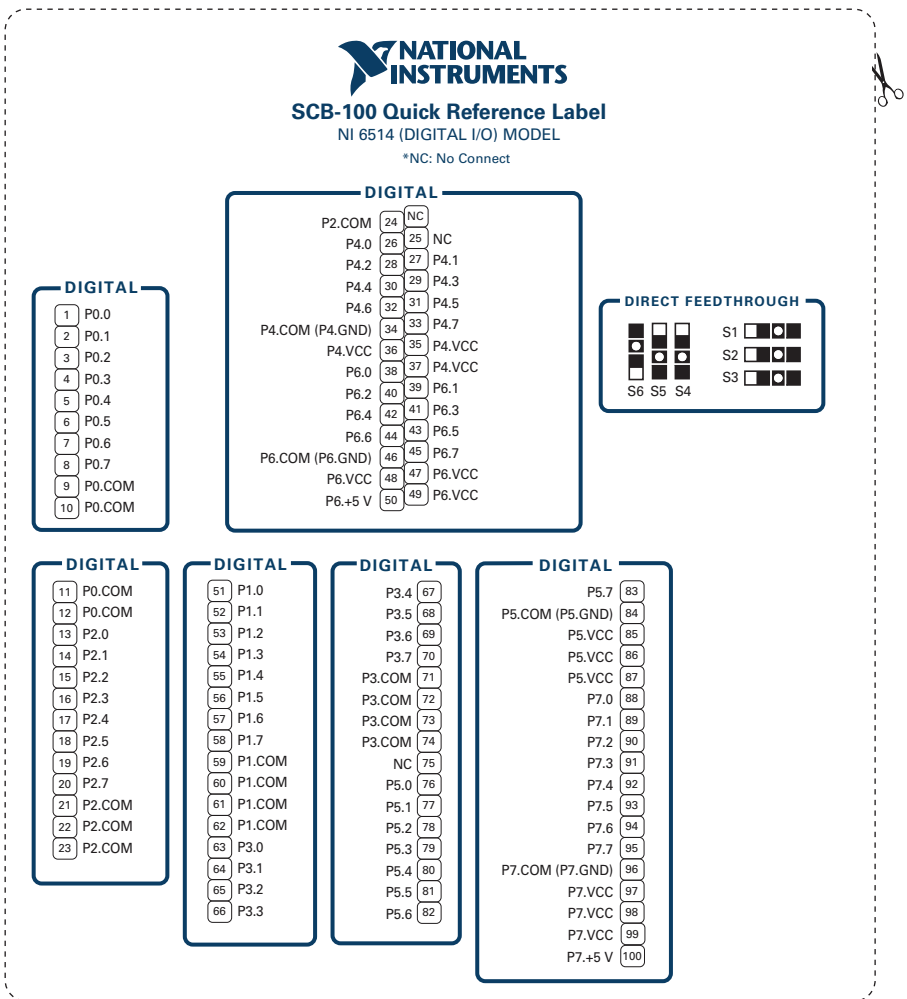
Use the following label if you are connecting the SCB-100 to the NI 6513 models.

**Figure 5. NI 6513**



Use the following label if you are connecting the SCB-100 to the NI 6514 models.

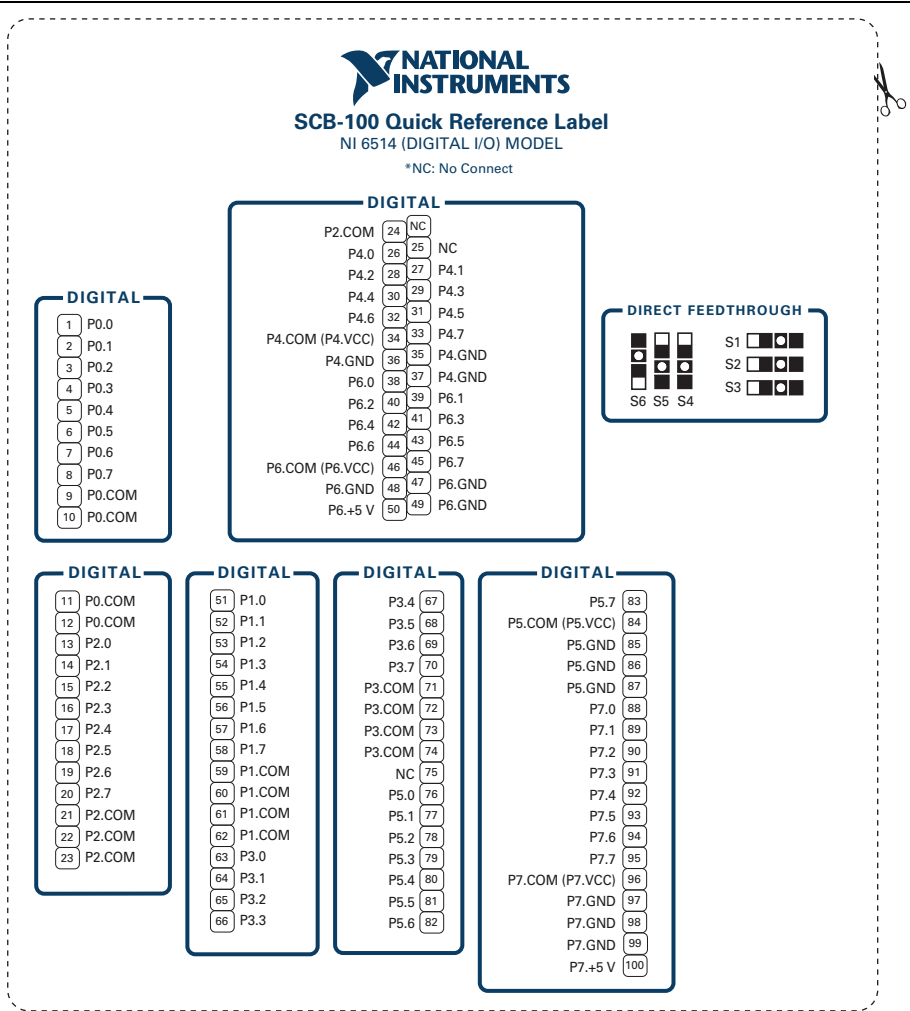
**Figure 6.** NI 6514





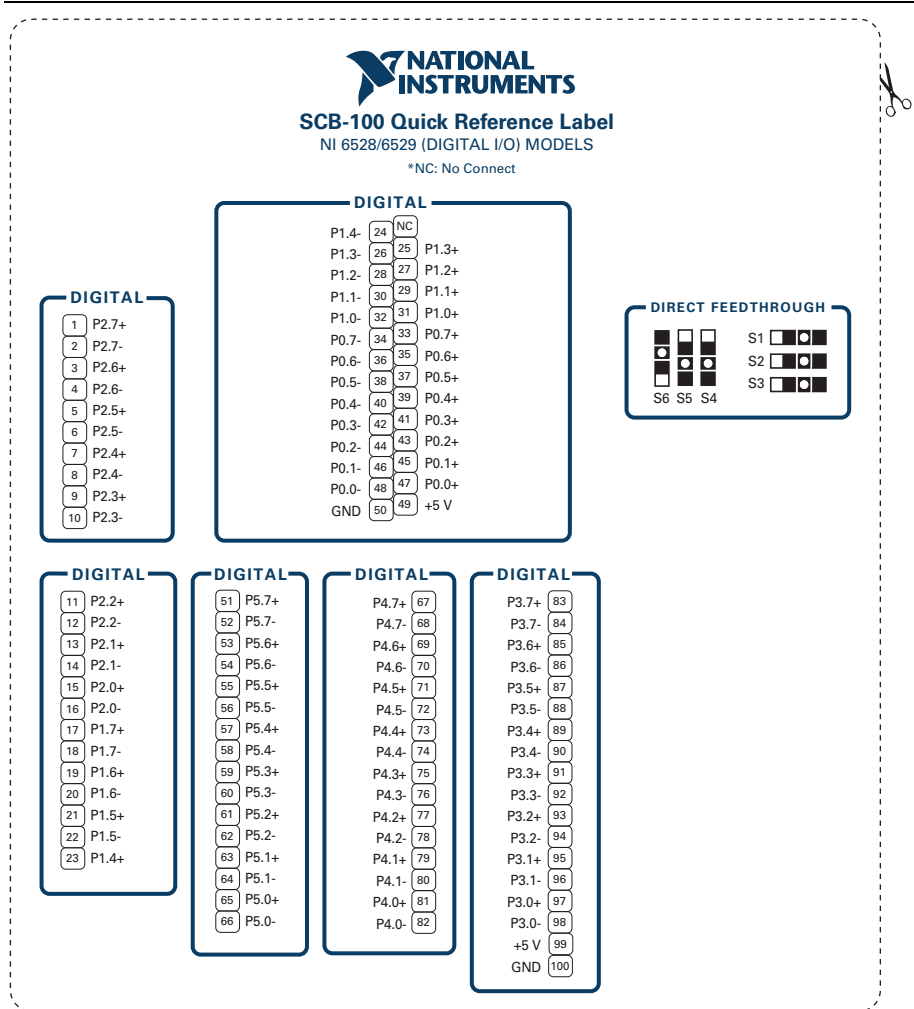
Use the following label if you are connecting the SCB-100 to the NI 6515 models. Note that the connector bank layout on the label differs from the actual connector bank layout on the SCB-100 hardware.

**Figure 7. NI 6515**



Use the following label if you are connecting the SCB-100 to the NI 6528/6529 models.

**Figure 8. NI 6528/6529**



Refer to the *NI Trademarks and Logo Guidelines* at [ni.com/trademarks](http://ni.com/trademarks) for more information on NI trademarks. Other product and company names mentioned herein are trademarks or trade names of their respective companies. For patents covering NI products/technology, refer to the appropriate location: **Help»Patents** in your software, the `patents.txt` file on your media, or the *National Instruments Patents Notice* at [ni.com/patents](http://ni.com/patents). You can find information about end-user license agreements (EULAs) and third-party legal notices in the `readme` file for your NI product. Refer to the *Export Compliance Information* at [ni.com/legal/export-compliance](http://ni.com/legal/export-compliance) for the NI global trade compliance policy and how to obtain relevant HTS codes, ECCNs, and other import/export data. NI MAKES NO EXPRESS OR IMPLIED WARRANTIES AS TO THE ACCURACY OF THE INFORMATION CONTAINED HEREIN AND SHALL NOT BE LIABLE FOR ANY ERRORS. U.S. Government Customers: The data contained in this manual was developed at private expense and is subject to the applicable limited rights and restricted data rights as set forth in FAR 52.227-14, DFAR 252.227-7014, and DFAR 252.227-7015.

© 2018 National Instruments. All rights reserved.