

## COMPREHENSIVE SERVICES

We offer competitive repair and calibration services, as well as easily accessible documentation and free downloadable resources.

## SELL YOUR SURPLUS

We buy new, used, decommissioned, and surplus parts from every NI series. We work out the best solution to suit your individual needs.

 Sell For Cash    Get Credit    Receive a Trade-In Deal

## OBSOLETE NI HARDWARE IN STOCK & READY TO SHIP

We stock **New**, **New Surplus**, **Refurbished**, and **Reconditioned** NI Hardware.



*Bridging the gap between the manufacturer and your legacy test system.*

 1-800-915-6216

 [www.apexwaves.com](http://www.apexwaves.com)

 [sales@apexwaves.com](mailto:sales@apexwaves.com)

*All trademarks, brands, and brand names are the property of their respective owners.*

**Request a Quote**

 **CLICK HERE**

**PXI-6512**

**Manufacturer:** National Instruments

**Board Assembly Part Numbers** (Refer to Procedure 1 for identification procedure):

Part Number and Revision	Description
191649A-01(L) or later	PCI-6510
190184A-01(L) or later	PCI-6511
190359A-01(L) or later	PXI-6511
190356A-02(L) or later	PCI-6512
190853A-02(L) or later	PXI-6512
190356A-01(L) or later	PCI-6513
190853A-01(L) or later	PXI-6513
189924A-02(L) or later	PCI-6514
190318A-02(L) or later	PXI-6514
189924A-01(L) or later	PCI-6515
190318A-01(L) or later	PXI-6515
191649A-02(L) or later	PCI-6516
191649A-03(L) or later	PCI-6517
191649A-04(L) or later	PCI-6518
191649A-05(L) or later	PCI-6519
192323A-01(L) or later	PCI-6520
192323A-02(L) or later	PCI-6521
192320A-01(L) or later	PXI-6521

**Volatile Memory**

Target Data	Type	Size	Battery Backup	User <sup>1</sup> Accessible	System Accessible	Sanitization Procedure
Glue Logic	CPLD	Intel EPM7032AE	No	No	No	Cycle Power
Glue Logic	FPGA	Intel EP1C3	No	No	No	Cycle Power

**Non-Volatile Memory (incl. Media Storage)**

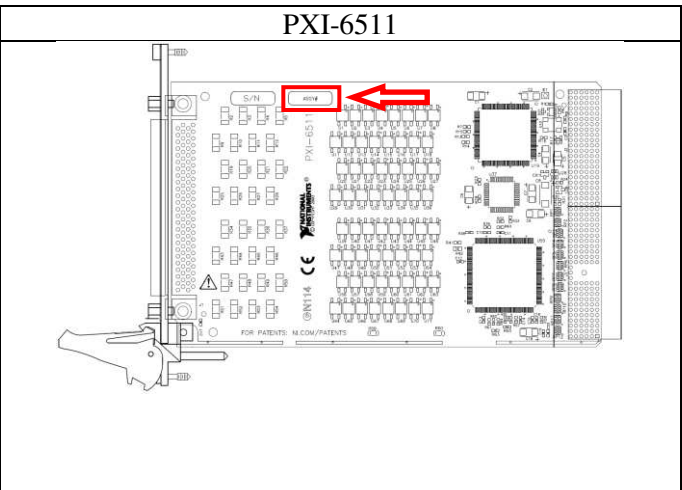
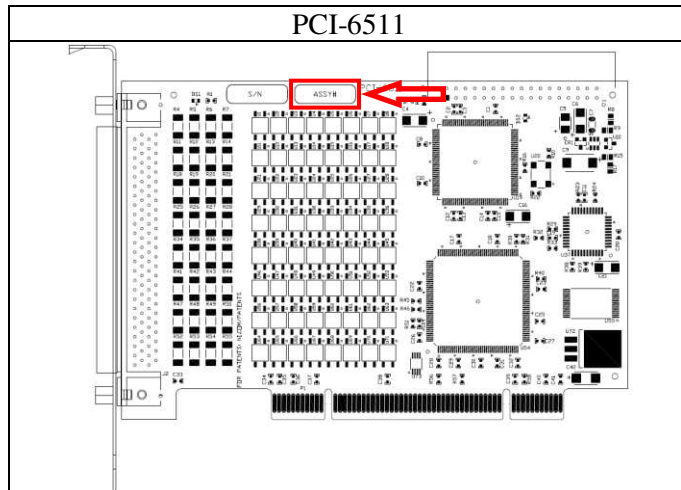
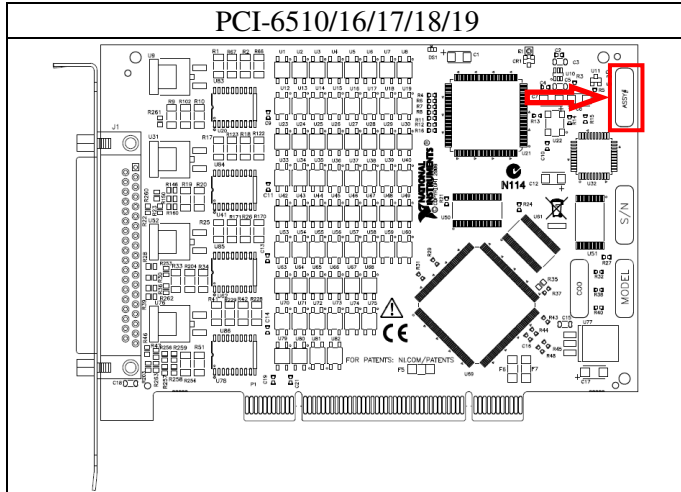
Target Data	Type	Size	Battery Backup	User Accessible	System Accessible	Sanitization Procedure
Device configuration	Flash	128 kB	No			
<ul style="list-style-type: none"> <li>• Device information</li> <li>• FPGA bitstream</li> <li>• Output power-up states (except 6510/11)</li> </ul>				No	Yes	None
				No	Yes	None
				No	Yes	None

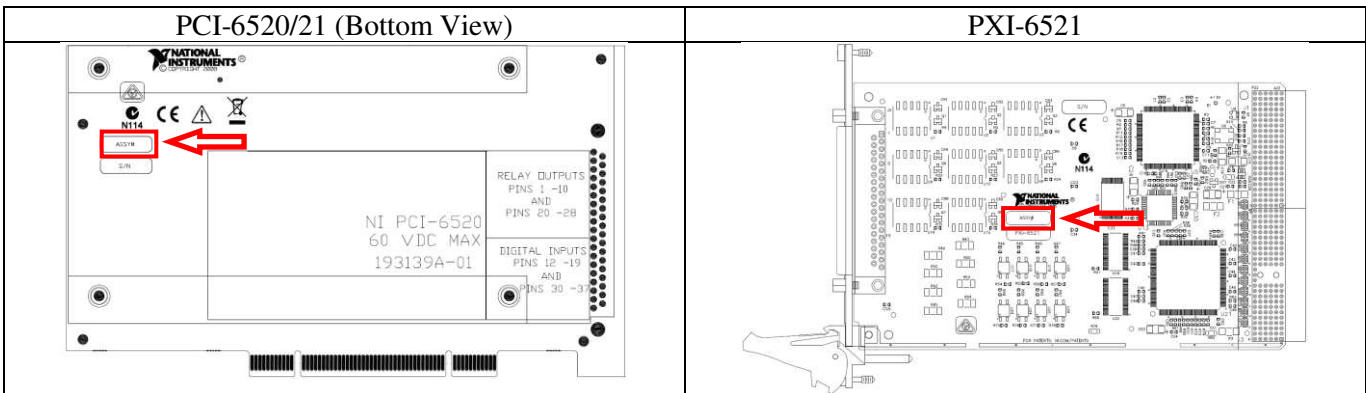
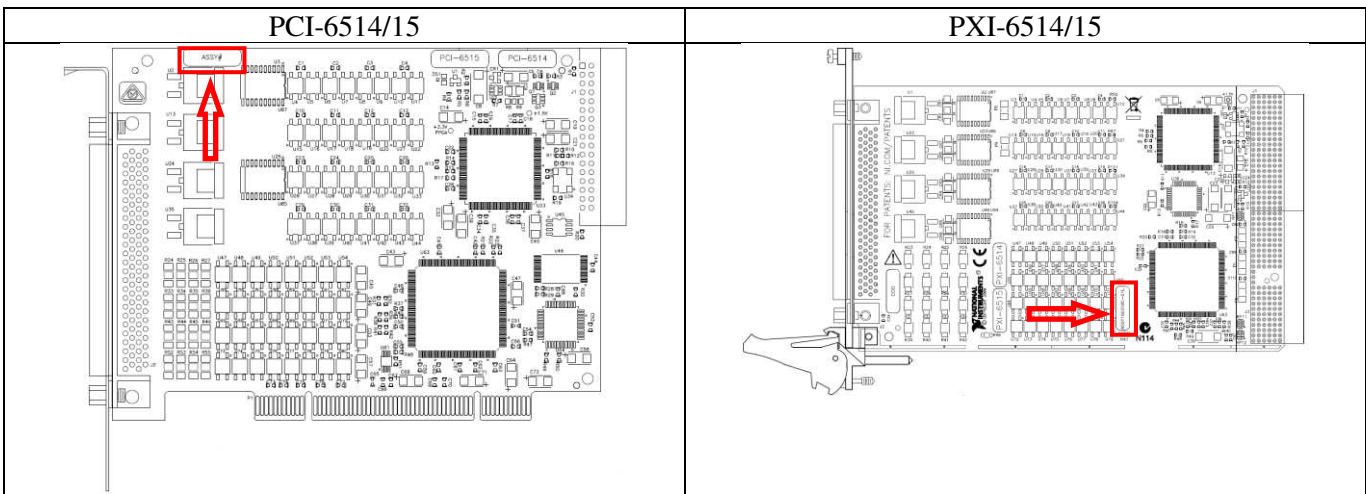
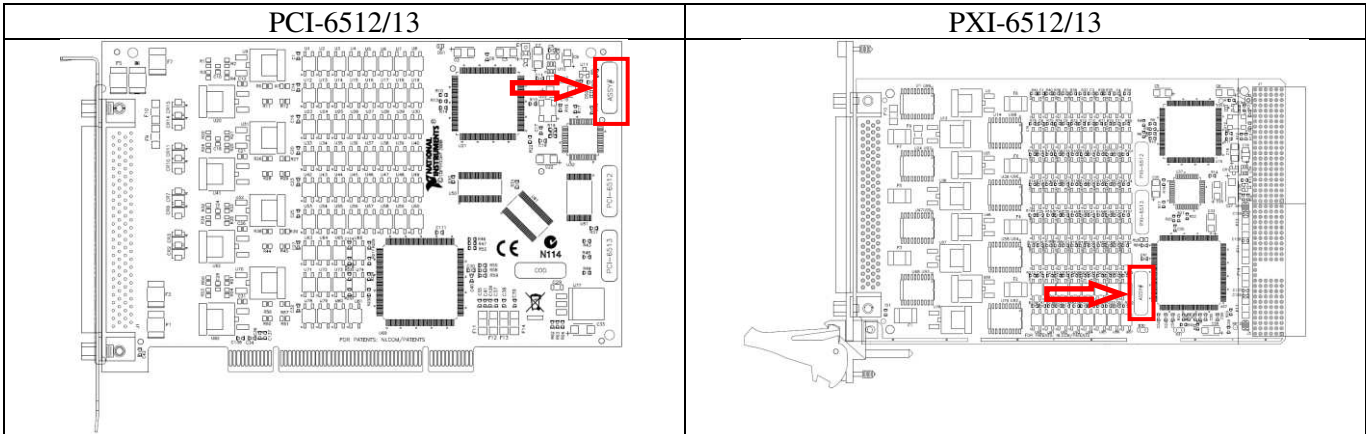
<sup>1</sup> Refer to *Terms and Definitions* section for clarification of *User* and *System Accessible*

## Procedures

### Procedure 1 – Board Assembly Part Number identification:

To determine the Board Assembly Part Number and Revision, refer to the “P/N” label applied to the surface of your product as shown below. The Assembly Part Number should be formatted as “P/N: #####a-vvL” where “a” is the letter revision of the Board Assembly (eg. A, B, C...) and the “vv” is the type identifier. If the product is RoHS compliant, “L” can be found at the end of the part number.





## Terms and Definitions

### **Cycle Power:**

The process of completely removing power from the device and its components and allowing for adequate discharge. This process includes a complete shutdown of the PC and/or chassis containing the device; a reboot is not sufficient for the completion of this process.

### **Volatile Memory:**

Requires power to maintain the stored information. When power is removed from this memory, its contents are lost. This type of memory typically contains application specific data such as capture waveforms.

### **Non-Volatile Memory:**

Power is not required to maintain the stored information. Device retains its contents when power is removed. This type of memory typically contains information necessary to boot, configure, or calibrate the product or may include device power up states.

### **User Accessible:**

The component is read and/or write addressable such that a user can store arbitrary information to the component from the host using a publicly distributed NI tool, such as a Driver API, the System Configuration API, or MAX.

### **System Accessible:**

The component is read and/or write addressable from the host without the need to physically alter the product.

### **Clearing:**

Per *NIST Special Publication 800-88 Revision 1*, “clearing” is a logical technique to sanitize data in all User Accessible storage locations for protection against simple non-invasive data recovery techniques using the same interface available to the user; typically applied through the standard read and write commands to the storage device.

### **Sanitization:**

Per *NIST Special Publication 800-88 Revision 1*, “sanitization” is a process to render access to “Target Data” on the media infeasible for a given level of effort. In this document, clearing is the degree of sanitization described.