

NOTE TO USERS

NI 78xxR Pinout Labels for the SCB-68

Reconfigurable I/O R Series Modules/Devices Using the 68-Pin Shielded Connector Block

If you are using an NI 78xxR (formerly referred to as R Series) reconfigurable I/O device or module with the SCB-68, you can print and attach a connector-specific pinout label to the cover of the connector block for easy connection reference. This document provides labels for the following models:

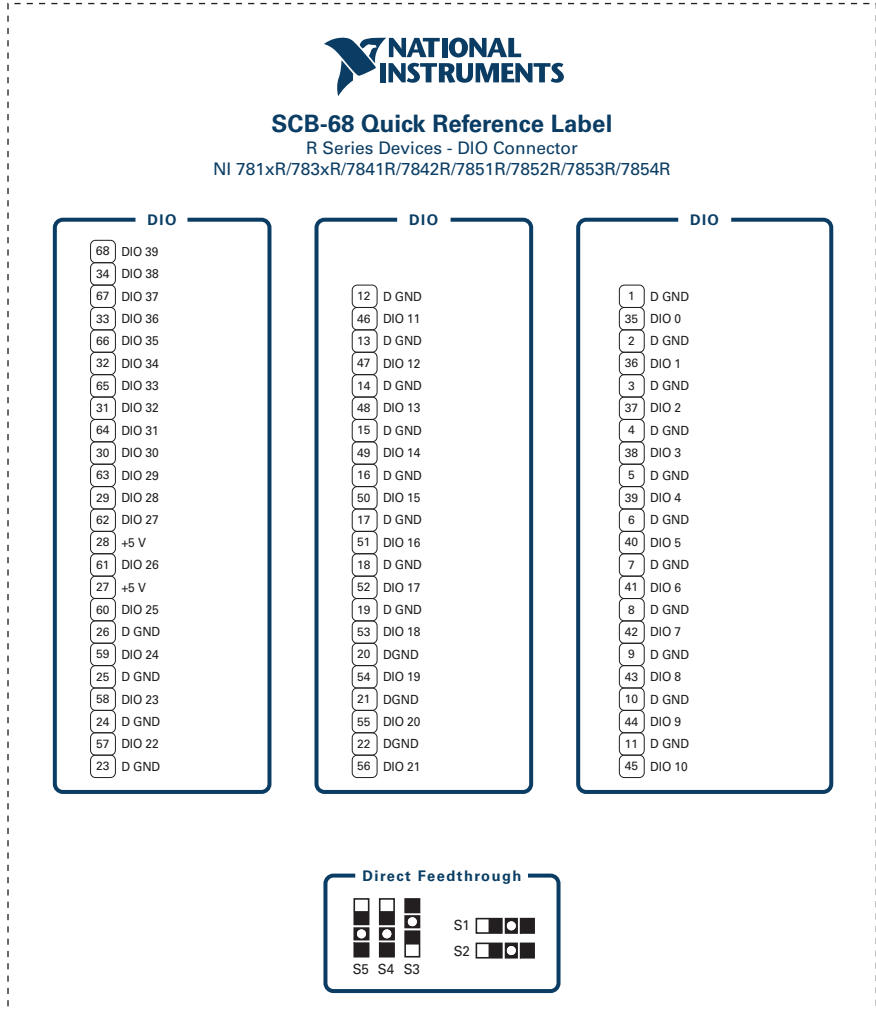
- NI PCI-7811R
- NI PXI-7811R
- NI PCI-7813R
- NI PXI-7813R
- NI PCI-7830R
- NI PXI-7830R
- NI PCI-7831R
- NI PXI-7831R
- NI PCI-7833R
- NI PXI-7833R
- NI PCIe-7841R
- NI PXI-7841R
- NI PCIe-7842R
- NI PXI-7842R
- NI USB-7845R
- NI PXIe-7846R
- NI USB-7846R
- NI PXIe-7847R
- NI PCIe-7851R
- NI PXI-7851R
- NI PCIe-7852R
- NI PXI-7852R
- NI PXI-7853R
- NI PXI-7854R
- NI USB-7855R
- NI PXIe-7856R
- NI USB-7856R
- NI PXIe-7857R
- NI PXIe-7858R
- NI PXIe-7867R
- NI PXIe-7868R



Note To find the appropriate cable for your device, go to ni.com/info and enter Info Code `scb68acables`.

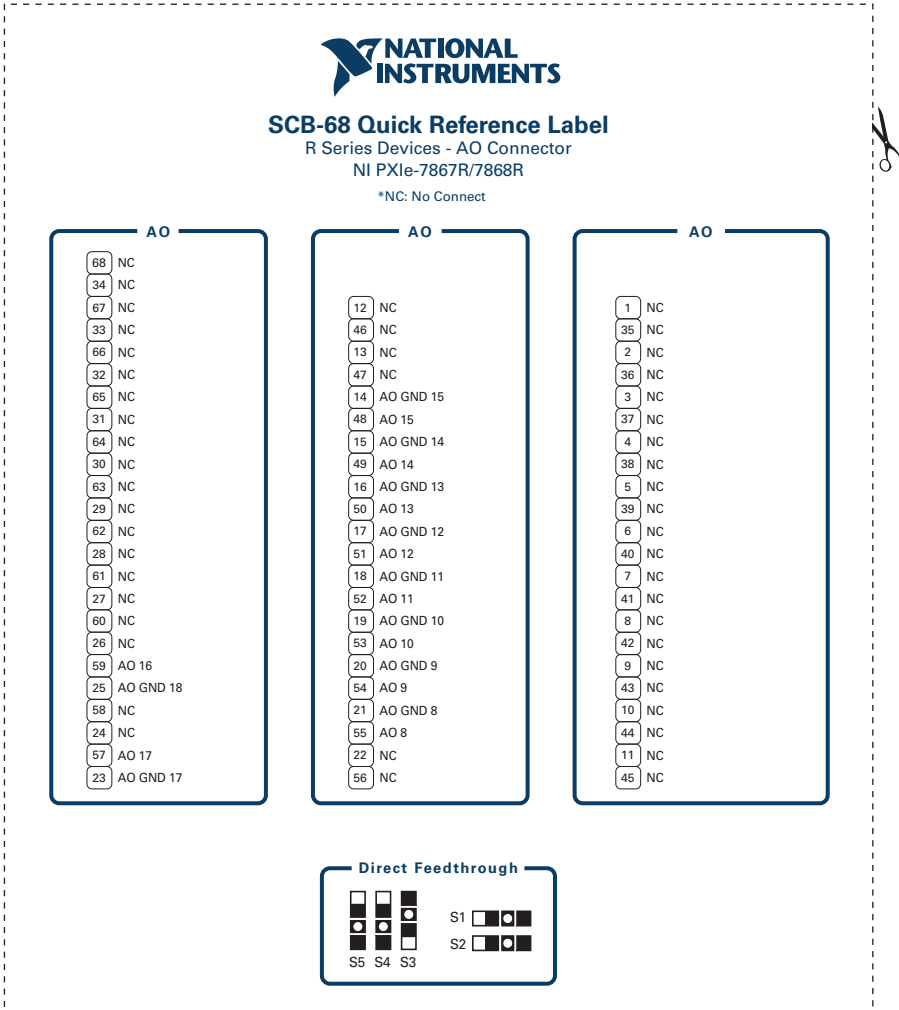
Use the following label if you are connecting the SCB-68 to the RMIO connector on NI PXIe-7867R/7868R models.

Figure 1. RMIO Connector for NI PXIe-7867R/7868R



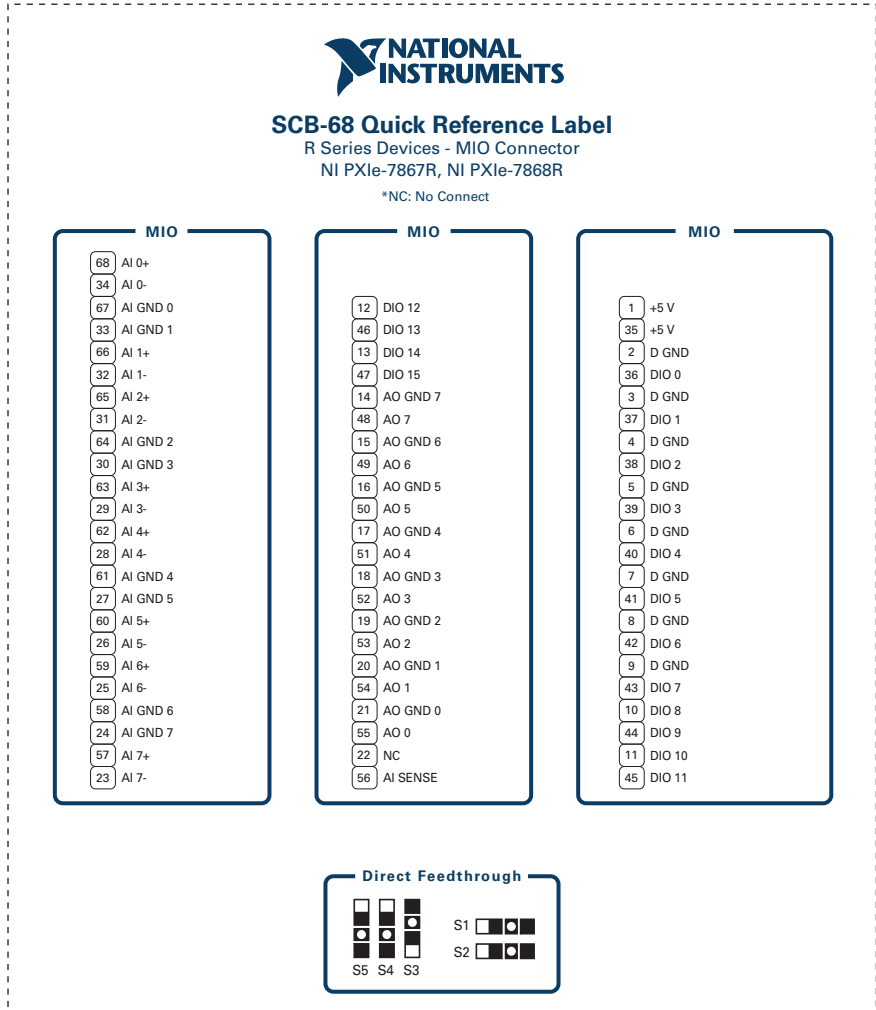
Use the following label if you are connecting the SCB-68 to the RAO connector on NI PXIe-7867R/7868R models.

Figure 2. RAO Connector for NI PXIe-7867R/7868R



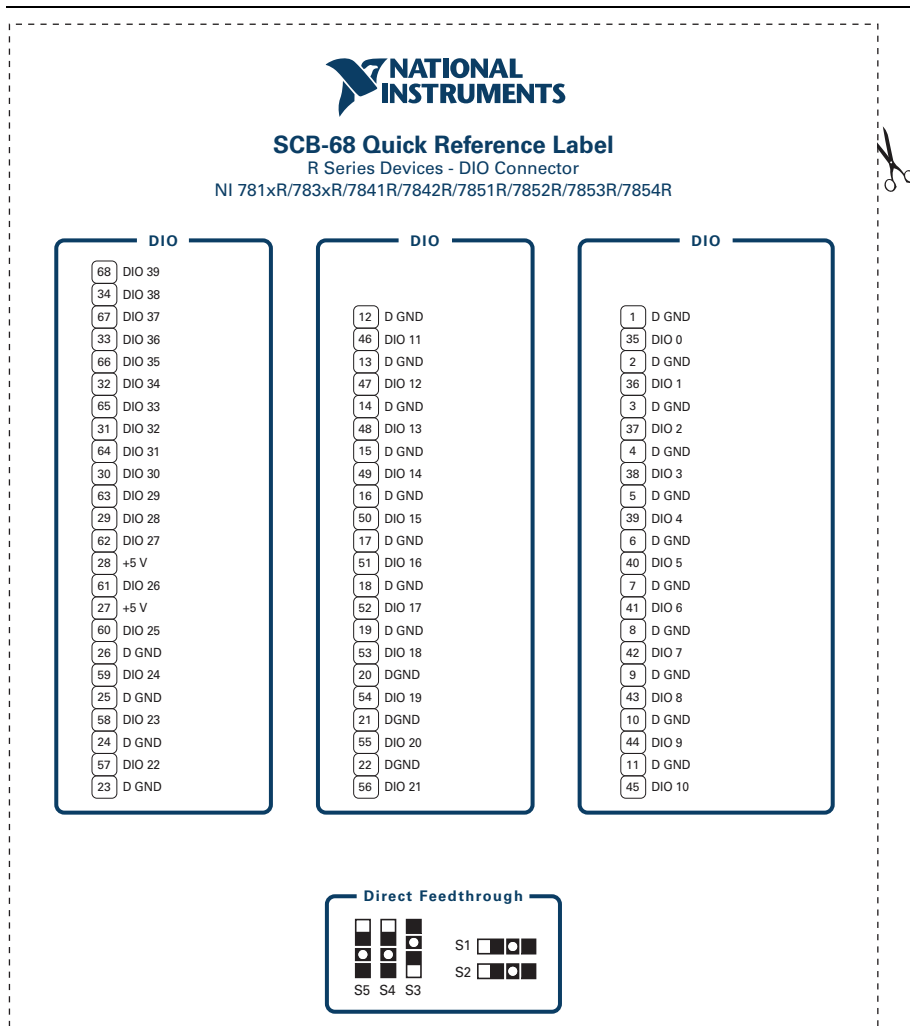
Use the following label if you are connecting the SCB-68 to the RMIO connector on NI 781xR/783xR/784xR/785xR models.

Figure 3. RMIO Connector for NI 781xR/783xR/784xR/785xR



Use the following label if you are connecting the SCB-68 to the RDIO connector on NI 781xR/783xR/7841R/7842R/7851R/7852R/7853R/7854R models.

Figure 4. RDIO Connector for
NI 781xR/783xR/7841R/7842R/7851R/7852R/7853R/7854R



Note For NI PXIe-7846R/7847R/7856R/7857R/7858R/7867R/7868R models, use the use the SCB-68 HSDIO Shielded Connector Block to connect to the RDIO connector.

Refer to the *NI Trademarks and Logo Guidelines* at ni.com/trademarks for more information on NI trademarks. Other product and company names mentioned herein are trademarks or trade names of their respective companies. For patents covering NI products/technology, refer to the appropriate location: **Help»Patents** in your software, the `patents.txt` file on your media, or the *National Instruments Patents Notice* at ni.com/patents. You can find information about end-user license agreements (EULAs) and third-party legal notices in the `readme` file for your NI product. Refer to the *Export Compliance Information* at ni.com/legal/export-compliance for the NI global trade compliance policy and how to obtain relevant HTS codes, ECCNs, and other import/export data. NI MAKES NO EXPRESS OR IMPLIED WARRANTIES AS TO THE ACCURACY OF THE INFORMATION CONTAINED HEREIN AND SHALL NOT BE LIABLE FOR ANY ERRORS. U.S. Government Customers: The data contained in this manual was developed at private expense and is subject to the applicable limited rights and restricted data rights as set forth in FAR 52.227-14, DFAR 252.227-7014, and DFAR 252.227-7015.

© 2018 National Instruments. All rights reserved.